

OFFICIAL NCAA BASKETBALL BOX SCORE

Date 3-20-86 Site RUPP ARENA

VISITORS (Last Name, First)

No.	PADUCAH TILGHMAN	FG	FGA	FT	FTA	REB		PF	TP	MIN	A	TO	BLK	S
						Off.	Def.							
40	HANCOCK, JUSTIN f	0	1	0	0	0	0	1	0	5				
20	GROSS, BOB f	6	19	2	4	6	4	3	14	30	1	3	1	0
50	WILSON, MIKE c	4	10	5	6	4	7	4	13	27	0	2	2	0
22	SUTTON, TERRY g	2	7	2	2	2	3	3	6	28	3	3	0	1
10	TINIS, DONALD g	11	16	9	12	2	2	3	31	30	2	2	0	1
35	ROUSE, DAMON	1	4	0	0	2	1	1	2	14		1		
51	PHILL, JOSEPH	1	3	3	4	2	1	4	5	20		1		
11	NEAL, LANCE	1	1	0	0	0	0	0	2	2				
32	BARBER, KURT							2		1				
42	WOODS, KEITH									1				
44	TYLER, ROBT									1				
12	LIVINGSTON, CHRIS									1				
TEAM REBOUNDS (Included in Totals)						1	2							
TOTALS		26	61	21	28	19	20	21	73	160	6	12	3	2

FG %: 1st Half 15 of 36 for 41.6 2nd Half 11 of 25 = 44.0 Game 26 of 61 = 42.6 Deadball
 FT %: 1st Half 3 of 5 for 60.0 2nd Half 18 of 23 = 78.2 Game 28 of 28 = 75.0 Rebounds 1

HOME

No.	EAST CARTER	FG	FGA	FT	FTA	REB		PF	TP	MIN	A	TO	BLK	S
						Off.	Def.							
52	EVANS, UERN f	12	16	4	6	2	9	3	28	31	1	4		
22	DYER, KARRICK f	0	2	1	3	0	1	3	1	29	2	5		1
12	ADAMS, GEORGE c	3	7	0	1	1	2	4	6	31	2	4		
14	BAKER, BRANDON g	4	6	2	4	0	3	5	10	19	1	3		
50	SARGENT, TOE g	3	7	3	4	0	3	3	9	23	0	0	1	
42	FERGUSON, CURT	0	2	0	0	0	0	2	0	2	1	2		
10	THOMAS, MARK	0	0	1	2	0	0	0	1	1				
44	HICKS, MICAH									2				
32	MULKEY, CRAIG									1				
20	CALHOUN, JACK	0	2	0	1	0	1	3	0	15	0	2		
30	SCOTT, BRYAN							1		1				
54	ADAMS, VICK	1	1	0	2	1	1	0	2	5				
TEAM REBOUNDS (Included in Totals)						2	5							
TOTALS		23	43	11	23	6	25	24	57	160	7	20	1	1

FG %: 1st Half 11 of 21 = 52.3 2nd Half 12 of 22 = 54.5 Game 23 of 43 = 53.4 Deadball
 FT %: 1st Half 5 of 7 = 71.4 2nd Half 6 of 16 = 37.5 Game 11 of 23 = 47.8 Rebounds 3

OFFICIALS: DWIGHT GORDON
JIM STEPHEN

SCORE BY PERIODS 1st H. 2nd H. OT OT FINAL

TILGHMAN	16	17	12	26			71
EAST CARTER	9	18	15	15			57

Technical Fouls:

Attendance 9000

ABBREVIATED HALFTIME BOX

Date 3-20-86
 Crowd 9000

	EAST CARTER		TILGHMAN	
Halftime Score	27		33	
Field Goals Attempted	21		36	
Field Goals Made	11		15	
Field Goal Percentage	52.3		41.6	
Free Throws Attempted	7		5	
Free Throws Made	5		3	
Free Throws Percentage	71.4		60.	
Rebounds (Total Individual)	11		21	
Individual Scoring Leaders	EVANS	14	TIVIS	13
Individual Rebounds Leaders	EVANS	6	GROSS	7
			WILSON	7
Players with three or more personal fouls			WILSON	3

Additional Information _____

ASSIST 3 0

TIVIS 8 3

NCAA BASKETBALL SHOT CHART

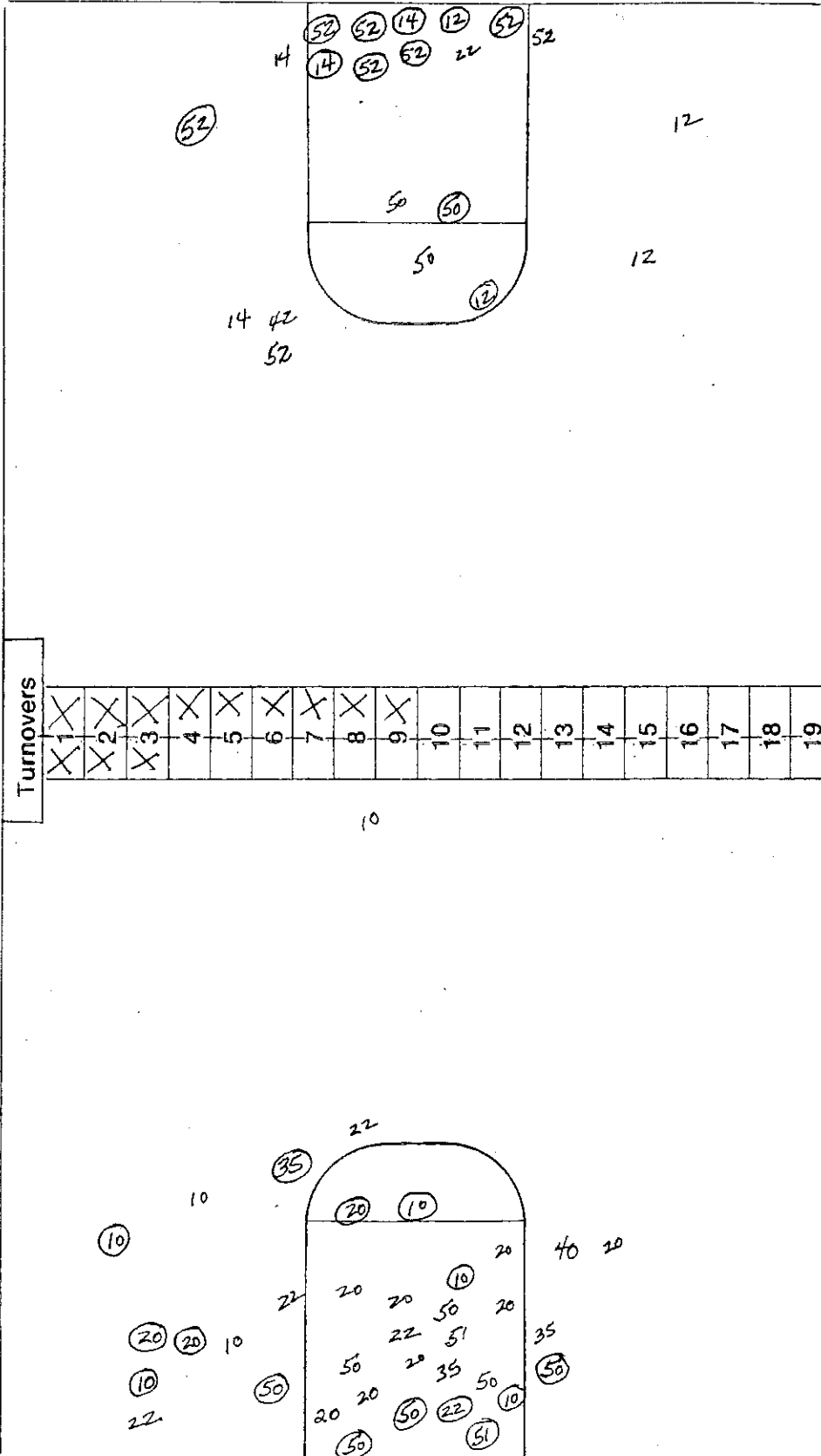
First Half

Second Half

(Circle one)

Game 8

Layups



Attempted 21

Made 11

Percentage _____

Attempted 37

Made 15

Percentage _____

Team EAST CARTER 27

Team TADUCAH TILGMAN 33

Layups

NCAA BASKETBALL SHOT CHART

First Half

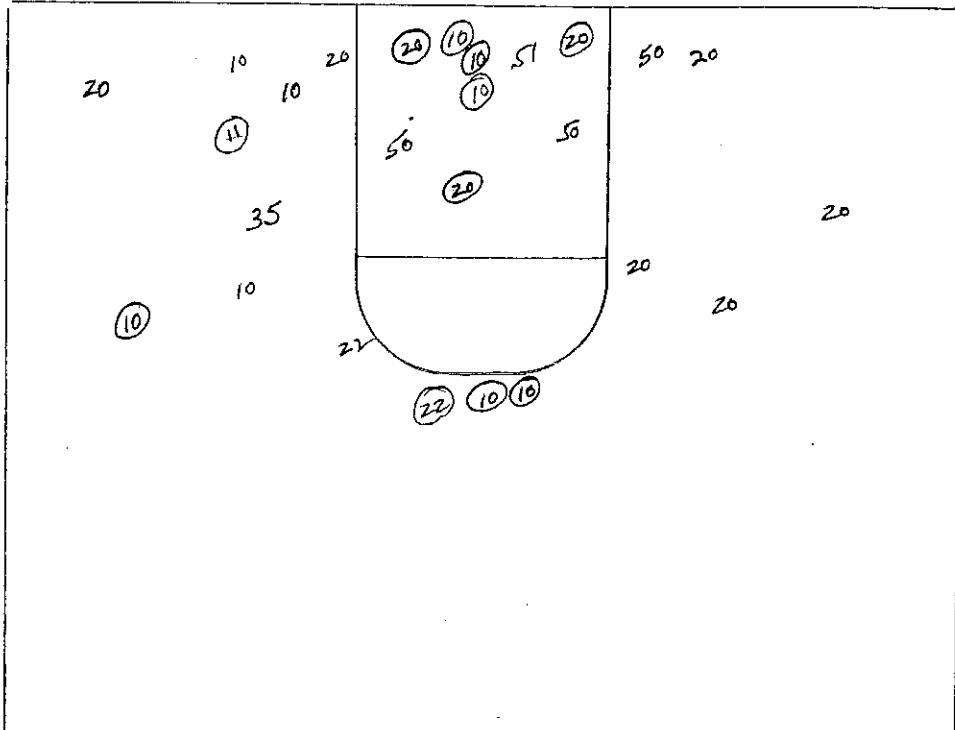
Second Half

(Circle one)

Game 8

Layups

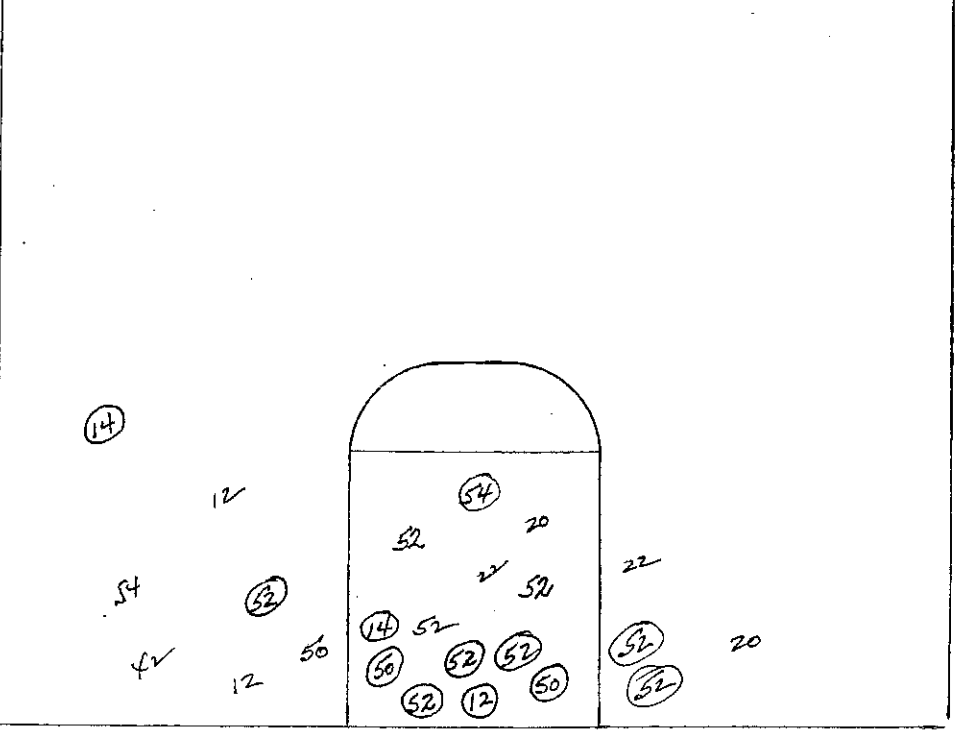
Team Faducatt Tighmen 71



Attempted 25
Made 11
Percentage _____

Turnovers	1	2	3	4	5	6	7	8	9	10	11	12	13	14	15	16	17	18	19
	X	X	X	X	X	X	X	X		X	X	X							

Team EAST CARTER 57



Attempted 23
Made 11
Percentage _____

Layups

69th Boy's State High School Basketball Tournament
 Paducah Tilghman (29-1) vs East Carter (24-5)
 Rupp Arena; Lexington, Ky.
 March 20, 1986

Session Four

Officials: Dwight Gordon and Jim Stethen

		<u>First Quarter</u>	
Time	Paducah Tilghman play	Score	East Carter play
8:00	Starters: Hancock, Gross, Wilson, Sutton, and Tivis	00-00	Starters: G. Adams, Sargent, Evans, Baker, and Dyer
7:41			foul on Adams P1, T1
7:18		0-2	Evans layup off the in bounds play (Baker)
7:10	Tivis 10 ft bank shot	2-2	
6:04	Hancock P1, T1	2-3	Sargent ft-fta
5:34	Wilson 5 ft jump shot	4-3	
5:06	Gross P1, T2		Gross Rly XX
4:33	Wilson P1, T3		
4:22	Wilson tipin	6-3	
4:05			Sargent P1, T2
3:33	Tivis brings it down xxx court & hits	8-3	
3:22		8-5	Baker drives for layup
3:10	Gross 10 ft fall away jumper	10-5	
2:51		10-7	Baker layup
2:37	Gross R side jumper from 15 ft	12-7	
2:29			Baker P1, T3
2:03			Baker P2, T4
1:52	Wilson picks off a pass and goes in-layup	14-7	
1:33		14-9	Evans layup (Baker)
1:16	Wilson P2, T4		
0:03	Tivis races downcourt and hits from lane	16-9	

HALF

		<u>Second Quarter</u>	
7:45	Gross 18 ft jumper R side (Sutton)	18-9	
6:59		18-11	Evans 10 ft fall away jumper (Dyer)
6:42		20-11	
6:35	Tivis 18 ft jump shot out front	20-13	Sargent from the middle of the lane
6:18		22-13	
6:01	Wilson 5 ft from the lane		Adams fta+
5:23	Wilson P3, T5 BONUS		Evans ft+ft
5:11	Phil Phil P1, B	22-15	
4:30	Phil works the rebound up & in	24-15	
3:29		24-17	Adams layup (Baker)
3:13	Rouse 15 ft jumper	26-17	
2:57		26-19	Evans sticks the rebound in
2:44	Tivis P1, B		
	Paducah Tilghman Timeout (1)	26-21	Baker ft+ft
2:33	Sutton drives down the lane	28-21	
2:23	Tivis ft-ft	30-21	Ferguson P1, T5 (Bonus)
2:15		30-23	Evans beats the press for layup
2:02	Tivis rebound basket ft	33-23	Sargent P2
1:15	Gross fta-fta		Evans P1
1:00		33-25	Evans takes the lob-layup (Adams)
0:04		33-27	Adams 15 ft jump shot (Baker)

HALF

Lead changes - 1
 Ties - 1

69th Boy's State High School Basketball Tournament
 Paducah Tilghman vs East Carter

Third Quarter

Time	Paducah Tilghman play	Score	East Carter play
8:00		33-27	
7:46		33-29	Evans steal to Adams layup
7:10		33-31	Baker Bombs from the R corner (Sargent)
7:03			Baker P3, T1
6:53			Baker P4, T2
6:33	Gross flashes down the lane for layup	35-31	
6:24	Sutton P1, T1		
5:50	Tivis 16 ft jumper (Sutton)	37-31	
5:37			East Carter Timeout (1)
5:34		37-33	Evans layup (Adams)
4:28	Tivis P2, T2	37-34	Dyer fta-ft
4:13			Calhoun P1, T3
4:03	Rouse P1, T3		
3:39		37-36	Evans 8 ft turn around (Adams)
3:26	Tivis hits from the top of the key	39-36	
2:37		39-38	Evans almost dunks, but lays it in instead (Dyer)
2:30	Tivise 18 ft straight away	41-38	
2:11		41-40	Sargent lays in loose ball
1:57			Dyer P1, T4
1:51	Gross hits a turn around shot form 8 ft	43-40	
1:31	Phill ft+fta	44-40	Sargent P3, T5 BONUS
1:17		44-42	Sargent layup (Evans)
0:53	Tivis ft-fta	45-42	Calhoun P2
0:03	Sutton P2, T4		

Fourth Quarter

7:54	Sutton from the free throw line	47-42	
7:19		47-44	Baker drives all teh way under and then reverses for 8 ft jumper
7:04	Gross rebound bucket	49-44	
6:54	Gross P2, T5 BONUS	49-46	Sargent ft+ft
6:43	Sutton P3 (player control)		
6:08	Gross P3, B		Baker fta+
6:05		49-48	V. Adams puts the rebound in
5:44	Tivis ft+ft	51-48	Baker P5, B
5:12	Gross ft		Adams P2, B
	Gross ft+ft	53-48	East Carter Timeout (2)
4:53	Sutton ft-ft	55-48	Adams P3
4:51	Tivis steals and lays it in	57-48	
4:22	Phill ft+ft	59-48	Dyer P2, B
3:59	Phill P2, B		Calhoun fta+
3:56	Wilson P4	59-50	Evans grabs the rebound and powers it in ft
3:37		59-52	Evans side steps defender to hit one-hand 8 ft shot on the break
3:27	Tivis fta+		Dyer P3, B
2:46			East Carter Timeout (3)
2:25	Tivis works down the lane for layup	61-52	
2:11	eves P3, B Tivis		Dyer fta+
1:45	Wilson ft+ft	63-52	Evans P2, B
1:33	Phill P3	63-54	Evans ft-ft
1:30	Phill P4, B		Evans ft
	Paducah Tilghman (2)		Evans fta+
1:20	Wilson ft+ft	65-54	Evans P3, B
1:09	Wilson ft+fta	66-54	V. Adams P1, B
0:56	Tivis ft-fta	67-54	Adams P4
0:49		67-56	Evans 8 ft jumper
0:41	Tivis ft+ft	69-56	Ferguson P2, B
0:34	Tivis steals and goes all the way for layup	71-56	
0:18	Barber P1	71-57	Thomas fta-ft
0:15	Livingston ft(no goal-violation)		Scott P1, B
0:05	Barber P2		V. Adams fta-fta
0:01	Neal 8 ft bank shot	73-57	

FINAL

Paducah Tilghman (30-1)

73-57

East Carter (24-6)

Lead changes - 1
 Ties - 1